

IVF ADAPTIVE PADDLER CERTIFICATE OF DIAGNOSIS

The person below is required to undergo IVF Adaptive Paddler Classification to compete at International level of their chosen sport. To assist the classification process a confirmation of the medical diagnosis is required.

FULL NAME.....

ADDRESS.....

.....

TELEPHONE NUMBER..... DATE OF BIRTH

REGION/HOME/COUNTRY..... MALE OR FEMALE (delete one)

APPLICANT'S SIGNATURE.....

MEDICAL DETAILS

THIS SECTION TO BE COMPLETED BY A DOCTOR OF MEDICINE ONLY

NAME OF APPLICANT.....

DIAGNOSIS.....

ANY OTHER RELEVANT FACTORS, e.g. EPILEPSY, DIABETES, HEART DISEASE, HAEMOPHILIA.

I HEREBY CERTIFY THAT I HAVE FOLLOWED THIS PATIENT FOR ____ YEARS AND CERTIFY THAT THE ABOVE NAMED PATIENT HAS THE DIAGNOSIS SPECIFIED ABOVE.



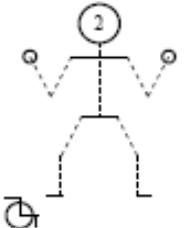

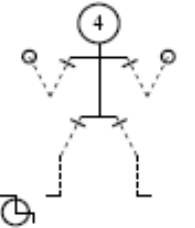

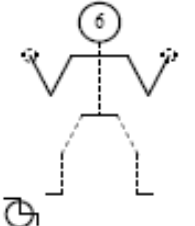




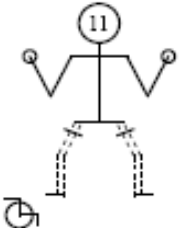







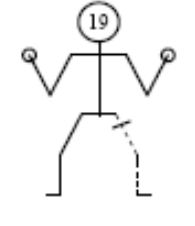




SIGNATURE OF DOCTOR.....





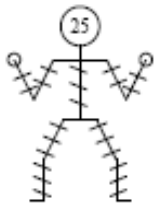


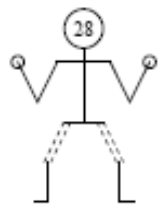



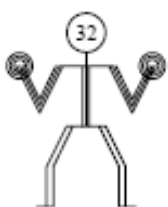



PRINTED NAME.....

ADDRESS OF DOCTOR.....

.....

A GRAPHICAL REPRESENTATION OF PROFILES

	A Graphical Representation											
												
												
												
												
<table border="0"> <tr> <td data-bbox="316 1617 560 1659">— Normal function or minimal disadvantage</td> <td data-bbox="584 1617 779 1659">+ Absence of limb</td> <td data-bbox="812 1617 1055 1659">≡ Severely incoordinate</td> <td data-bbox="1079 1617 1250 1659">~ Deformity</td> </tr> <tr> <td data-bbox="316 1680 454 1711">- - - Paresis</td> <td data-bbox="584 1680 755 1711">= Incoordinate</td> <td data-bbox="812 1680 1063 1711">= = = Paresis or incoordinate</td> <td data-bbox="1079 1680 1307 1711"> Wheelchair user</td> </tr> </table>					— Normal function or minimal disadvantage	+ Absence of limb	≡ Severely incoordinate	~ Deformity	- - - Paresis	= Incoordinate	= = = Paresis or incoordinate	 Wheelchair user
— Normal function or minimal disadvantage	+ Absence of limb	≡ Severely incoordinate	~ Deformity									
- - - Paresis	= Incoordinate	= = = Paresis or incoordinate	 Wheelchair user									

				
				
		<p>36</p>  <p>Blind</p>	<p>37a</p>  <p>Partially Sighted</p>	<p>37b</p>  <p>Partially Sighted</p>

MEDICAL DEFINITIONS

Locomotor Impairment: Profiles 1-31
Sensory Impairment: Profiles 36-37

PROFILE 1: FOUR LIMBS REDUCED IN FUNCTION. Severe spasticity, athetosis or paresis present in all limbs and trunk. Needs a powered wheelchair and personal assistant during daily life.

PROFILE 2: FOUR LIMBS REDUCED IN FUNCTION. Severe deformity, paresis or incoordination present in all limbs and trunk. Triceps non-functional against resistance, e.g. complete C5/6 lesion.

PROFILE 3: FOUR LIMBS REDUCED IN FUNCTION. Moderate deformity, paresis or incoordination present in all limbs and trunk. The finger flexors, extensors and intrinsics may be severely impaired, e.g. complete C6/7 lesion.

PROFILE 4: FOUR LIMBS REDUCED IN FUNCTION. Severe deformity, paresis, or absence of all limbs. Trunk less affected and sensation minimally affected.

PROFILE 5: FOUR LIMBS REDUCED IN FUNCTION. Moderate spasticity or athetosis present in all limbs and perhaps trunk. Can propel chair with difficulty, either with arms or legs.

PROFILE 6: FOUR LIMBS REDUCED IN FUNCTION. Minimal impairment in upper limbs, severe paresis or spasticity in lower limbs and trunk, e.g. complete C8/T1 lesion, or moderate wheelchair quadriplegic.

PROFILE 7: THREE LIMBS REDUCED IN FUNCTION. Severe deformity, paresis, spasticity, athetosis or absence of three limbs. Some trunk involvement. One limb may be only minimally affected, but use of a wheelchair is essential.

PROFILE 8: FOUR LIMBS REDUCED IN FUNCTION. Minimal paresis or spasticity in upper limbs, and moderate to severe spasticity or paresis of lower limbs. Intrinsic muscles of hands may be severely affected. Trunk normal.

PROFILE 9: LOWER LIMBS AND TRUNK REDUCED IN FUNCTION. Severe spasticity, athetosis, or deformity present in lower limbs and trunk. Unable to balance in sitting unsupported. (T1 – T5).

PROFILE 10: LOWER LIMBS REDUCED IN FUNCTION. Severe spasticity, athetosis, deformity, or paresis present in both lower limbs. Moderate trunk involvement (T5 – T10)

10a: If they are unable to move outside their base of support and total sensory loss below umbilicus,

10b: Able to move outside their base of support

PROFILE 11: LOWER LIMBS REDUCED IN FUNCTION. Moderate paresis, spasticity, athetosis or deformity present in both lower limbs and trunk. It may be possible for the athlete to stand or walk but uses a wheelchair for activities of daily living. (T10 – L3) Must have some power in hip flexors and extensors.

11a: Those with bilateral amputation, no prosthesis and Residual limb less than 4” (10cm)

11b: Those with prosthesis and as defined in Profile 11 above.

PROFILE 12: FOUR LIMBS REDUCED IN FUNCTION. Severe paresis, spasticity, athetosis or deformity in all limbs and trunk. Able to walk in an unorthodox way. Balance and co-ordination grossly affected.

12a: spasticity or athetosis in all limbs and trunk.

12b: paresis or deformity in all limbs and trunk.

PROFILE 13: THREE LIMBS REDUCED IN FUNCTION. Moderate to severe paresis, spasticity, athetosis or deformity in three limbs. Trunk is affected. Balance in standing severely affected.

PROFILE 14: IPSILATERAL LIMBS REDUCED IN FUNCTION. Moderate to severe paresis, spasticity, athetosis or deformity in two limbs on the same side of the body. Trunk is usually involved.

PROFILE 15: IPSILATERAL LIMBS REDUCED IN FUNCTION. Slight to moderate paresis, spasticity, athetosis or deformity in two limbs on the same side of the body.

PROFILE 16: ONE UPPER LIMB REDUCED IN FUNCTION. Severe paresis, spasticity, athetosis or total absence of one upper limb.

PROFILE 17: TWO LOWER LIMBS REDUCED IN FUNCTION. Severe paresis, spasticity, athetosis or deformity of both lower limbs, but able to walk with two crutches or sticks.

17a: No to poor functional pelvic movement. Unable to move out of base of support.

17b: Fair to normal pelvic movement.

PROFILE 18: TWO LOWER LIMBS REDUCED IN FUNCTION. Severe paresis, spasticity, athetosis or deformity of one lower limb. Moderate to slight impairment of other lower limb.

18a: No to poor functional pelvic movement. Unable to move out of base of support.

18b: Fair to normal pelvic movement.

PROFILE 19: ONE LOWER LIMB REDUCED IN FUNCTION. Severe paresis, spasticity, athetosis or total absence of one lower limb.

19a: Residual limb 4ins. (10cm.) or less.

19b: Residual limb longer than 4ins. (10cm.) Measured from greater trochanter.

PROFILE 20: TWO LOWER LIMBS REDUCED IN FUNCTION. Moderate to slight paresis, spasticity, athetosis or absence of part of both lower limbs.

PROFILE 21: TWO UPPER LIMBS REDUCED IN FUNCTION. Severe paresis, spasticity, athetosis, deformity or absence of both upper limbs.

PROFILE 22: TWO UPPER LIMBS REDUCED IN FUNCTION. Moderate to slight paresis, spasticity, athetosis, deformity or absence of part of both upper limbs.

PROFILE 23: ONE LOWER LIMB REDUCED IN FUNCTION. Moderate to slight paresis, spasticity, athetosis in lower limb or total absence of one lower limb below the knee.

PROFILE 24: ONE UPPER LIMB REDUCED IN FUNCTION. Moderate to slight paresis, spasticity, athetosis in upper limb, or total absence of one upper limb below the elbow.

PROFILE 25: FOUR LIMBS AND TRUNK REDUCED IN STATURE. Height of four foot three inches or below (129.5 cm)

PROFILE 26: FOUR LIMBS REDUCED IN FUNCTION. Moderate to slight paresis, spasticity, athetosis or deformity in all four limbs. Balance and gross co-ordination affected.

26a: moderate to slight spasticity or athetosis in all four limbs.

26b: moderate to slight paresis or deformity in all four limbs.

PROFILE 27: TWO CONTRALATERAL LIMBS REDUCED IN FUNCTION. Severe to moderate paresis, spasticity, athetosis, deformity or absence of opposite arm and leg.

PROFILE 28: TWO LOWER LIMBS REDUCED IN FUNCTION. Severe to moderate paresis or degeneration in both hips. Lower spine affected.

PROFILE 29: TWO UPPER LIMBS REDUCED IN FUNCTION. Severe to moderate paresis in both upper limbs.

PROFILE 30: TRUNK REDUCED IN FUNCTION. Severe to moderate paresis, or deformity in trunk or neck.

PROFILE 31: FOUR LIMBS REDUCED IN FUNCTION. Severe paresis, spasticity, athetosis or deformity in both lower limbs. Slight paresis, spasticity, athetosis or deformity in both upper limbs.

31a: Trunk also involved, having no or poor functional pelvic movement and unable to move out of base of support.

31b: Trunk less involved with fair to good pelvic control.

PROFILE 32: FOUR LIMBS REDUCED IN FUNCTION. Severe paresis, spasticity, athetosis in both upper limbs. Slight paresis, spasticity, athetosis or deformity in both lower limbs.

PROFILE 33-35: AVAILABLE FOR THE INTRODUCTION OF NEW PROFILES

PROFILE 36: TOTALLY BLIND. No light perception in either eye, up to light perception but inability to recognise the shape of a hand at any distance or in any direction. See Appendix two.

PROFILE 37a: PARTIAL SIGHT. From the ability to recognise the shape of a hand up to a visual acuity of 2/60 or visual field of less than 5 degrees. See Appendix two.

PROFILE 37b: PARTIAL SIGHT. From visual acuity above 2/60 up to a visual acuity of 6/60 or visual field of less than 20 degrees. See Appendix two.